

Novelties 2022



sera  **nit**

TILES • BATHROOMS

 30th years

Index

MARBLE 06

Aura	07	Imperial	21
Blue Stone	09	Irene	23
Dream	11	Lapis	25
Etna	13	Marmo Bianco	27
Golden	15	Ocean Blue	29
Galaxy	17	Santorini	31
Havana	19	Volga	33
		Zion	35



WOOD 36

Markuteri	37
Naturalwood	39

CONCRETE 40

Alba	41
Beton	43
Casa	45
Garden <u>12mm</u>	47
Rebus	49
Vesna	51





STONE 52

Lime Stone | 53
Reyka | 55

TECHNICAL PORCELAIN 56

Cosmos | 57
Serena | 59



WALL & FLOOR 60

Allegra	61	Nora	79
Cosy	63	New Calacatta	81
Fiora	65	Odin	83
Frezya	67	Poetry	85
Graven	69	Rain	87
Havana	71	Rio Marmo	89
Metal Fusion	73	Style Pastel	91
Murales	75	Spectra	93
Mirage	77	Trigo	95



40x80

96

45x90 6mm

Odin 6mm | 97

Frezya 6mm | 99

Spectra 6mm | 101

Beton-Etna 6mm | 103

MICROMIX

104

Bali Stone | 105

Countrywood | 107

Efes Marble | 109

Iris | 111

Nikea | 113

Orion | 115

Orleans | 117

Pastel | 119

Pavimento | 121

Spectra | 123

Trevo | 125

Tulipa | 127



TERRAZZO

128

Terrazzo | 129

Litta | 131

**TECHNICAL
INFORMATIONS**

133

**MARBLE
AURA**


GLAZED PORCELAIN



AURA



Grey -Lappato / Full Lappato



60x120cm/24"x48"

Usage Areas



**Valid only for lappato products

MARBLE
BLUE STONE

GLAZED PORCELAIN



BLUE STONE




White - Soft / Lappato



White - Soft / Lux / Lappato



60x120cm/24''x48''



90x90cm/35''x35''

Usage Areas



* Valid only for lappato and soft products

**MARBLE
DREAM**


GLAZED PORCELAIN



DREAM



White - Lappato



90x90cm/35''x35''

Usage Areas



* Valid only for matt products

**Valid only for lappato products

**MARBLE
ETNA**

GLAZED PORCELAIN





Grey - Lappato / Full Lappato




Mocha - Lappato / Full Lappato



Anthracite - Lappato / Full Lappato



60x120cm/24''x48''



90x90cm/35''x35''

Usage Areas



*Valid only for lappato products

**MARBLE
GOLDEN**

GLAZED PORCELAIN




GOLDEN



White - Lux / Lappato



Grey - Lux / Lappato



90x90cm/35''x35''

Usage Areas



**MARBLE
GALAXY**

GLAZED PORCELAIN




GALAXY



Grey - Soft / Lappato



Black - Soft / Lappato



90x90cm/35''x35''

Usage Areas



**MARBLE
HAVANA**

GLAZED PORCELAIN



**MARBLE
IMPERIAL**

GLAZED PORCELAIN



**MARBLE
IRENE**

GLAZED PORCELAIN



**MARBLE
LAPIS**

GLAZED PORCELAIN



MARBLE
MARMO BIANCO

GLAZED PORCELAIN



**MARBLE
OCEAN**

GLAZED PORCELAIN



OCEAN



Blue - Full Lappato



60x120cm/24'x48''

Usage Areas



**MARBLE
SANTORINI**

GLAZED PORCELAIN



SANTORINI




White - Matt / Lappato / Full Lappato



White - Lux



60x120cm/24''x48''



***90x90cm/35''x35''

Usage Areas



*Valid only for matt products.

**Valid only for lappato and matt products.

***Valid only for lux products

**MARBLE
VOLGA**

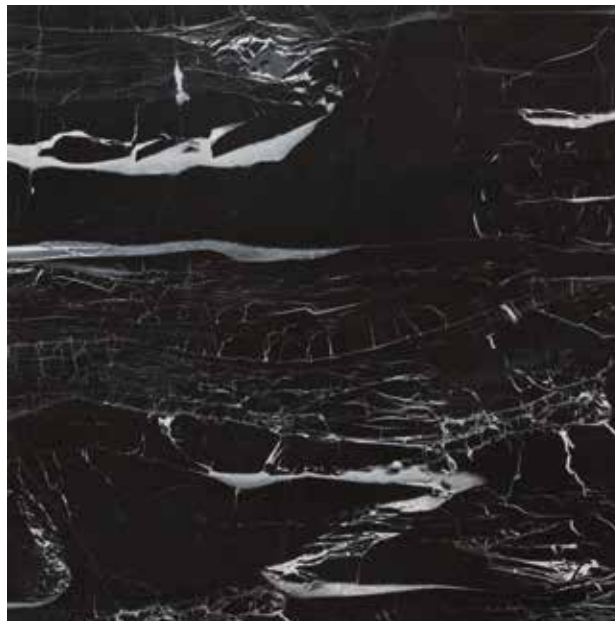
GLAZED PORCELAIN



VOLGA




Black / Lux



Black / Lappato



60x120cm/24''x48''



*90x90cm/35''x35''

Usage Areas



* Valid only for lappato products.

**MARBLE
ZION**

GLAZED PORCELAIN



ZION



Black / Lux



60x120cm/24''x48''

Usage Areas



WOOD
MARKUTERI

GLAZED PORCELAIN



MARKUTERI



Grey - Matt / Lappato



Brown - Matt / Lappato



60x60cm/24''x24''

Usage Areas




*Valid only for matt products.

WOOD
NATURALWOOD


GLAZED PORCELAIN




NATURALWOOD



Brown - Matt



Light Brown - Matt



Red Brown - Matt



60x120cm/24''x48''



*30x120 cm / 8''x48''



*20x120 cm / 8''x48''

Usage Areas



*The size is 197x1200 mm., 297x1200 mm.

CONCRETE
ALBA

GLAZED PORCELAIN



ALBA



White - Matt



Grey - Matt




Dark Grey - Matt



Anthracite - Matt



60x120cm/24''x48''



60x60cm/24''x24''



30x60cm/12''x24''

Usage Areas



CONCRETE
BETON

GLAZED PORCELAIN



BETON



White - Matt / Lappato



Cream - Matt / Lappato




Olive - Matt / Lappato




Grey - Matt / Lappato




Taupe - Matt / Lappato




Anthracite - Matt / Lappato




60x60cm/24''x24''



60x120cm/24''x48''



70x70cm/28''x28''



90x90cm/35''x35''

Usage Areas



*Valid only for lappato and matt products.

CONCRETE
CASA

GLAZED PORCELAIN



CASA



White - Matt



Sand - Matt



Grey - Matt



Anthracite - Matt



30x60cm/12''x36''

Usage Areas



**CONCRETE
GARDEN**  12 mm

GLAZED PORCELAIN



GARDEN 12 mm




White - Matt



Grey - Matt



Anthracite - Matt



60x60cm/24''x24''

Usage Areas



**CONCRETE
REBUS**

GLAZED PORCELAIN



REBUS



Grey - Matt




Taupe - Matt




Anthracite - Matt



Black - Matt



70x70cm/28"x28"



90x90cm/35"x35"

Usage Areas



CONCRETE
VESNA

GLAZED PORCELAIN



VESNA



White - Matt



Grey - Matt



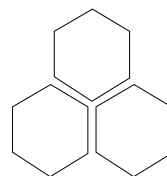
Anthracite - Matt




60x120cm/24''x48''



30x60cm/12''x36''



10x11.6 / 4''x5''



*10x10cm/4''x4''

Usage Areas



*12 pieces 10x10 tiles are presented with nets

STONE
LIME STONE

GLAZED PORCELAIN



LIME STONE



White - Matt



Sand - Matt




Grey - Matt



Taupe - Matt



Bitter - Matt



Anthracite - Matt



60x120cm/24"x48"

Usage Areas



**STONE
REYKA**

GLAZED PORCELAIN



REYKA



White - Matt



Cream - Matt



Grey - Matt



Mocha - Matt



Anthracite - Matt



60x120cm/24"x48"

Usage Areas






COSMOS



White - Matt / Polished




Vizon - Matt / Polished




Grey - Matt / Polished



Dark Grey - Matt / Polished



Black - Matt / Polished



90x90cm/35"x35"

Usage Areas



* Valid only for matt products.

**Valid only for homogeneous and line products.


Homogeneous and line fons are available in colors above.

HOMOGENEOUS SERENA

TECHNICAL PORCELAIN



SERENA



Super White - Matt / Polished



Grey 441 - Matt / Polished



Beige - Matt / Polished



Grey 443 - Matt / Polished




Grey 445 - Matt / Polished



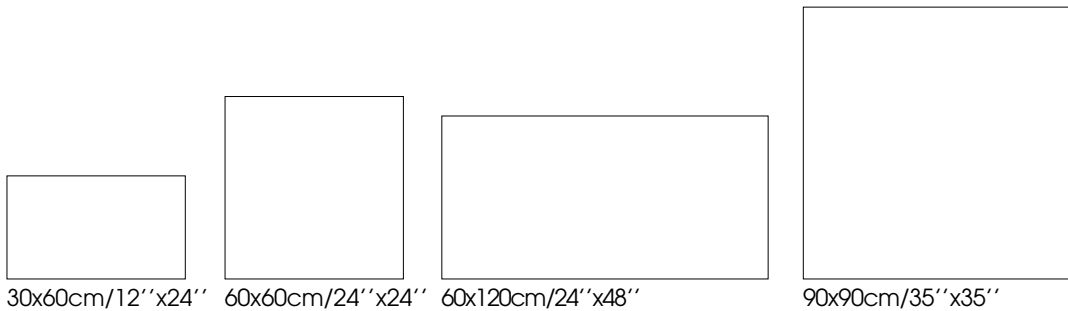
Brown 114 - Matt / Polished



Super Black - Matt / Polished



Brown 116 - Matt / Polished



Usage Areas



*Valid only for matt products.



ALLEGRA




40x120 cm /16"x48" / White - Matt



40x120 cm /16"x48" / Taupe - Matt



40x120 cm /16"x48" / White Taupe Decor - Matt



60x60 cm /24"x24" / White - Lappato

Usage Areas



*Valid only for lappato products.



COSSY



30x90 cm / 12"x36" / White - Matt



30x90 cm / 12"x36" / Grey - Matt



30x90 cm / 12"x36" / White Wall Decor - Matt



30x90 cm / 12"x36" / Grey Wall Decor - Matt



60x60 cm / 24"x24" / White - Matt



60x60 cm / 24"x24" / Grey - Matt

Usage Areas





FIORA



30x90 cm /12"x36" / White - Glossy



30x90 cm /12"x36" / White Decor - Glossy



30x90 cm /12"x36" / White / Modul Decor - Glossy



30x90 cm /12"x36" / Beige Decor - Glossy



30x90 cm /12"x36" / Beige - Glossy



60x60 cm /24"x24" / Beige - Glossy



60x60 cm /24"x24" / White - Glossy



30x90 cm /12"x36" / Beige / Modul Decor - Glossy



30x90 cm /12"x36" / Grey - Glossy



30x90 cm /12"x36" / Grey Decor - Glossy



30x90 cm /12"x36" / Grey / Modul Decor - Glossy




30x90 cm /12"x36" / Anthracite Decor - Glossy



30x90 cm /12"x36" / Anthracite - Glossy



60x60 cm /24"x24" / Grey - Glossy



60x60 cm /24"x24" / Anthracite - Glossy



30x90 cm /12"x36" / Anthracite / Modul Decor - Glossy



Usage Areas







GRAVEN



30x90 cm / 12"x36" / White - Glossy



30x90 cm / 12"x36" / Grey - Glossy



30x90 cm / 12"x36" / Anthracite - Glossy



30x90 cm / 12"x36" / Mix Decor - Glossy



60x60 cm / 24"x24" / Grey - Glossy



Usage Areas

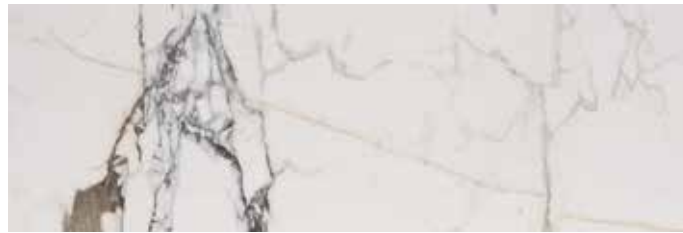




HAVANA



60x120 cm / 24"x48" / White - Glossy



30x90 cm / 12"x36" / White - Glossy



60x60 cm / 24"x24" / White - Lappato / Glossy



Usage Areas



* Valid only for lappato products.



METAL FUSION



30x90 cm /12"x36"/ White - Matt



30x90 cm /12"x36"/ Oxide - Matt



30x90 cm /12"x36"/ Grey - Matt



30x90 cm /12"x36"/ Anthracite - Matt



60x60 cm /24"x24"/ White - Matt



60x60 cm /24"x24"/ Oxide - Matt



60x60 cm /24"x24"/ Grey - Matt



60x60 cm /24"x24"/ Anthracite - Matt



Usage Areas





MURALES



30x90 cm / 12"x36" / White - Matt



30x90 cm / 12"x36" / White Decor - Matt



30x90 cm / 12"x36" / Cream - Matt



30x90 cm / 12"x36" / Cream Decor - Matt



30x90 cm / 12"x36" / Grey - Matt



30x90 cm / 12"x36" / Grey Decor - Matt



30x90 cm / 12"x36" / Taupe - Matt



30x90 cm / 12"x36" / Taupe Decor - Matt



60x60 cm / 24"x24"
White - Matt



60x60 cm / 24"x24"
Cream - Matt



60x60 cm / 24"x24"
Grey - Matt



60x60 cm / 24"x24"
Taupe - Matt



Usage Areas





MIRAGE



40x120cm 16"x48" / White - Matt



40x120cm 16"x48" / Flower Decor - Matt



20x23cm 8"x9" / White - Matt



20x23cm 8"x9" / Mix Flower Decor - Matt

Usage Areas



*Consists of 20x23 cm 19 face decor



NORA




40x120cm 16"x48" / Grey - Matt



40x120cm 16"x48" / Grey Geo Decor - Matt



40x120cm 16"x48" / Grey Leaf Decor - Matt



40x120cm / 16"x48" / Cream - Matt



40x120cm / 16"x48" / Cream Geo Decor - Matt



40x120cm / 16"x48" / Cream Leaf Decor - Matt



40x120cm / 16"x48" / Taupe - Matt



40x120cm / 16"x48" / Taupe Geo Decor - Matt



40x120cm / 16"x48" / Taupe Leaf Decor - Matt



20x23cm / 8"x9" / White Leaf Decor - Matt



20x23cm / 8"x9" / Black Leaf Decor - Matt

Usage Areas





NEW CALACATTA



30x90 cm / 12"x36" / Grey - Glossy



30x90 cm / 12"x36" / Gold / Glossy



60x60 cm / 24"x24" / Gold / Glossy / Lappato



60x60 cm / 24"x24" / Grey / Glossy / Lappato



Usage Areas



*Valid only for lappato products.



ODIN



40x120 cm /16"x48" / White - Glossy



40x120 cm /16"x48" / Black - Glossy



60x60 cm /24"x24"- White
Floor Tile/ Glossy - Lappato



60x60 cm /24"x24"- Black
Floor Tile /Glossy - Lappato

Usage Areas



*Valid only for lappato products.



POETRY




40x120cm / 16"x48" / White Fon - Matt



40x120cm / 16"x48" / Black Fon - Matt



20x23cm / 8"x9" / White Fon - Matt



20x23cm / 8"x9" / Black Fon - Matt

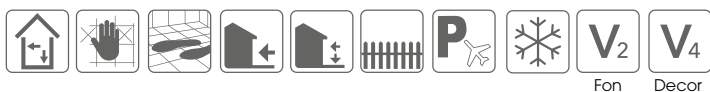


20x23cm / 8"x9" / White / Leaf Decor - Matt



20x23cm / 8"x9" / Black / Leaf Decor - Matt

Usage Areas



Fon Decor



RAIN



30x90 cm / 12"x36" / Beige - Matt



30x90 cm / 12"x36" / Grey - Matt



30x90 cm / 12"x36" / Beige Linear Decor - Matt



30x90 cm / 12"x36" / Grey Linear Decor - Matt



30x90 cm / 12"x36" / Beige Circle Decor - Matt



30x90 cm / 12"x36" / Grey Circle Decor - Matt



60x60 cm / 24"x24" / Beige - Lapato



60x60 cm / 24"x24" / Grey - Lapato

Usage Areas





RIO MARMO



40x120 cm / 16"x48" / Grey - Glossy



40x120 cm / 16"x48" / Black - Glossy



40x120 cm / 16"x48" / Ivory - Glossy



40x120 cm / 16"x48" / Green - Glossy



60x60 cm / 24"x24" / Grey
Glossy - Lappato



60x60 cm / 24"x24" / Ivory
Glossy - Lappato



60x60 cm / 24"x24" / Green
Glossy - Lappato



60x60 cm / 24"x24" / Black
Glossy - Lappato

Usage Areas



*Valid only for lappato products.




STYLE PASTEL



60x120 cm / 24"x48" / Light Blue - Matt



60x120 cm / 24"x48" / Light Pink - Matt



60x120 cm / 24"x48" / Light Green - Matt



60x120 cm / 24"x48" / Ash - Matt



60x120 cm / 24"x48" / Earth - Matt



60x120 cm / 24"x48" / Dark Blue - Matt



60x120 cm / 24"x48" / Dark Green - Matt



60x120 cm / 24"x48" / Smoke - Matt



60x120 cm / 24"x48" / Salmon - Matt



60x120 cm / 24"x48" / Amazon Blue / Decor - Matt



60x120 cm / 24"x48" / Amazon Salmon / Decor - Matt



60x120 cm / 24"x48" / Botanic / Decor - Matt



60x120 cm / 24"x48" / Botanic Warm / Decor - Matt



60x120 cm / 24"x48" / Azul / Decor - Matt



60x120 cm / 24"x48" / Azul Green / Decor - Matt




Usage Areas






SPECTRA




40x120 cm / 16"x48" / White / Matt - Glossy




40x120 cm / 16"x48" / White Decor / Matt - Glossy




40x120 cm / 16"x48" / White Line Decor / Matt- Glossy



20x120 cm 8"x48" Skirting & Finishing Matt - Glossy



5x30 cm 6"x16" Skirting & Finishing Matt - Glossy



30x60 cm / 12"x24" / White / Matt-Glossy



30x60 cm / 12"x24" / Black / Matt - Glossy




30x60 cm / 12"x24" / Bambus Decor
Matt - Glossy




30x60 cm / 12"x24" / Wavy Decor
Matt - Glossy



30x60 cm / 12"x24" / Corintia Decor
Matt - Glossy




60x60cm / 24"x24"
White - Lappato




30x90 cm / 12"x36" / White / Matt - Glossy



30x90 cm / 12"x36" / Black / Matt-Glossy



30x90 cm / 12"x36" / White Frame Decor / Matt - Glossy



30x90 cm / 12"x36" / White Tesutto Decor / Matt-Glossy



30x90 cm / 12"x36" / White Square Decor / Matt-Glossy



30x90 cm / 12"x36" / White Strip Decor / Matt - Glossy



Usage Areas





TRIGO



40x120 cm / 16"x48" / White / Matt - Glossy



40x120 cm / 16"x48" / White Decor / Matt - Glossy



40x120 cm / 16"x48" / White Decor - Glossy



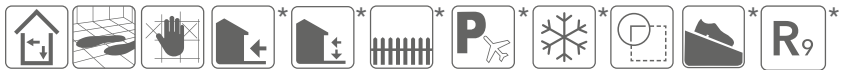
60x60 cm / 24"x24" / White - Matt/Glossy



60x60 cm / 24"x24" / Plus White - Matt



Usage Areas



* Valid only for 60x60 matt products.

WALL&FLOOR
ODIN

6 MM COLLECTION

40x80 6mm

45x90 6mm



ODIN

ULTRA THIN BY **seranit**



40x80 cm / 16"x32" / White - Matt



40x80 cm / 16"x32" / Black - Matt



Usage Areas



**WALL&FLOOR
FREZYA**

6 MM COLLECTION

40x80 6mm

45x90 6mm



FREZYA

ULTRA THIN BY **seranit**



40x80 cm / 16"x32" / White - Matt



45x90 cm / 18"x35" / White - Matt



Usage Areas



**WALL&FLOOR
SPECTRA**

6 MM COLLECTION


40x80 6mm

45x90 6mm




SPECTRA

ULTRA THIN BY **seranit**



40x80 cm / 16"x32" / White - Glossy



45x90 cm / 18"x35" / White - Matt



Usage Areas



WALL&FLOOR
BETON
ETNA

6 MM COLLECTION

40x80 6mm

45x90 6mm



BETON

ULTRA THIN BY **seranit**



45x90 cm / 18"x35" / Grey - Matt



45x90 cm / 18"x35" / Anthracite - Matt



ETNA

ULTRA THIN BY **seranit**



45x90 cm / 18"x35" / Grey - Matt



Usage Areas




**MICROMIX
BALI STONE**

GLAZED PORCELAIN



BALI STONE



20x20 cm/8"x8"/Mix Brown - Matt

Usage Areas



MICROMIX
COUNTRYWOOD

GLAZED PORCELAIN



COUNTRYWOOD



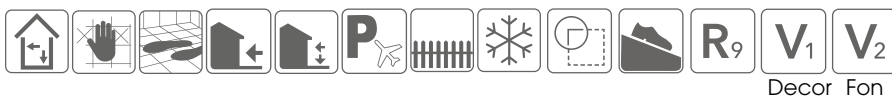
20x23 cm / 8"x13" / Brown Fon - Matt



20x23 cm / 8"x13" / Brown Decor - Matt



Usage Areas



MICROMIX
EFES MARBLE

GLAZED PORCELAIN



EFES MARBLE




20x23 cm / 8"x9" / White - Matt



20x23 cm / 8"x9" / Black - Matt



White 4 Piece Decor



Black 4 Piece Decor

Usage Areas




Fon Decor

MICROMIX
IRIS

GLAZED PORCELAIN



IRIS



20x20 cm / 8"x8" / Black-White Decor - Matt

Usage Areas



MICROMIX
NIKEA

GLAZED PORCELAIN



NIKEA



20x23 cm / 8"x9" / White - Matt



20x23 cm / 8"x9" / Çini Decor - Matt



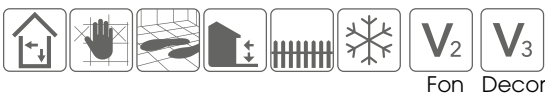
20x23 cm / 8"x9" / Blue - Matt



20x23 cm / 8"x9" / Flower Decor - Matt



Usage Areas



MICROMIX
ORION

GLAZED PORCELAIN



ORION



20x20 cm / 8"x8" / Yellow-Green Çini Decor - Matt

Usage Areas




**MICROMIX
ORLEANS**

GLAZED PORCELAIN



ORLEANS



20x20 cm / 8"x8" / Blue Decor - Matt

Usage Areas



**MICROMIX
PASTEL**

GLAZED PORCELAIN



PASTEL




10x10 cm / 4"x4" / White - Matt



10x10 cm / 4"x4" / Cream - Matt



10x10 cm / 4"x4" / Grey - Matt



10x10 cm / 4"x4" / Blue - Matt




10x10 cm / 4"x4" / Taupe - Matt



10x10 cm / 4"x4" / Brown - Matt



10x10 cm / 4"x4" / Anthracite - Matt



Usage Areas




*12 pieces 10x10 tiles are presented with nets.

**MICROMIX
PAVIMENTO**

GLAZED PORCELAIN



PAVIMENTO




20x20 cm / 8"x8" / Black-White Decor - Matt

Usage Areas





SPECTRA



10x30 cm /4"x12" / White - Matt



10x30 cm /4"x12" / Red - Matt



10x30 cm /4"x12" / Blue - Matt



10x30 cm /4"x12" / Pink - Matt



10x30 cm /4"x12" / Yellow - Matt



10x30 cm /4"x12" / Green - Matt



10x30 cm /4"x12" / Black- Matt

Usage Areas



MICROMIX TREVO

GLAZED PORCELAIN



MICROMIX
TULIPA

GLAZED PORCELAIN



TULIPA



20x20 cm / 8"x8" / White Decor - Matt

Usage Areas



TERRAZZO

GLAZED PORCELAIN



TERRAZZO


Terrazzo Doty



60x60 cm / 24"x24" / White
Terrazzo Doty - Matt



60x60 cm / 24"x24" / Cream
Terrazzo Doty - Matt

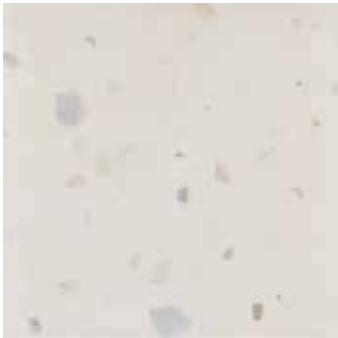


60x60 cm / 24"x24" / Taupe
Terrazzo Doty - Matt

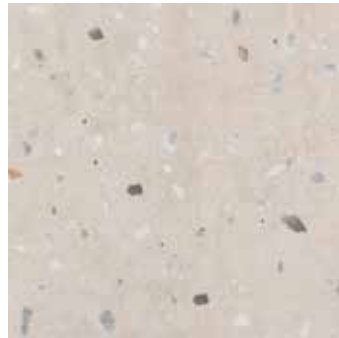


60x60 cm / 24"x24" / Anthracite
Terrazzo Doty - Matt

Terrazzo Flake




60x60 cm / 24"x24" / White
Terrazzo Flake - Matt



60x60 cm / 24"x24" / Cream
Terrazzo Flake - Matt



60x60 cm / 24"x24" / Taupe
Terrazzo Flake - Matt



60x60 cm / 24"x24" / Anthracite
Terrazzo Flake - Matt

Terrazzo Sandy



60x60 cm / 24"x24" / White
Terrazzo Sandy - Matt



60x60 cm / 24"x24" / Cream
Terrazzo Sandy - Matt



60x60 cm / 24"x24" / Taupe
Terrazzo Sandy - Matt



60x60 cm / 24"x24" / Anthracite
Terrazzo Sandy - Matt

Usage Areas



*Valid only for flake version

**TERRAZZO
LITTA**

GLAZED PORCELAIN






60x120 cm /24"x48"/ White - Lappato



60x60 cm /24"x24"/ White - Lappato



60x60 cm /24"x24"/ Beige - Lappato



60x60 cm /24"x24"/ Blue - Lappato



60x60 cm /24"x24"/ Grey - Lappato



60x60 cm /24"x24"/ Smoked - Lappato

Usage Areas





Deep Stone



TECHNICAL INFORMATIONS

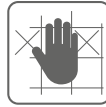


Fibre

Usage Areas



INDOOR



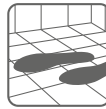
WALL



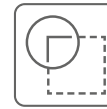
ANTI-SLIP



SUITABLE WITH FACADE SYSTEMS




FLOOR - HOUSE



RECTIFIED



OUTDOOR FLOOR & WALL



OUTDOOR



FLOOR - COMMON AREAS



FROST RESISTANCE

Slip Resistance

DIN 51130 SLIPPING STANDARD



VALUE

SLIPING ANGLE

Porcelain tiles have different slip resistance depending their surfaces. The usage area of tiles are related to their slip resistance values. This values are rated between 9 and 13, also indicated by R rating. The selection of tiles are subject to type of area and its slip resistance requirement.

R₉

6° <= Angle <= 10°

R₁₀

10° <= Angle <= 19°

R₁₁

19° <= Angle <= 27°

R₁₂

27° <= Angle <= 35°

R₁₃

35° <= Angle <= Higher

Color Shade Variation Guide



V₁

UNIFORM

The least amount of shade and texture variation within each box.



V₂

SLIGHT

Moderate shade and texture variation within each box.



V₃

HIGH

High shade and texture variation within each box.



V₄

RANDOM

Very high shade and texture variation within each box.

PRODUCT TECHNICAL CHARACTERISTICS

EN 14411 (ISO 13006) Annex G (normative) Dry-pressed ceramic tiles with low water absorption $E \leq 0.5\%$ Group BIa GL

SYMBOLS	TECHNICAL CHARACTERISTICS		NORMS	REQUIRED VALUES	TSE DOUBLE STAR STANDARD VALUES
	Dimensions and surface quality	Length and Width	ISO 10545-2	$N \geq 15 \text{ cm} \pm \%0.6, \pm 2 \text{ mm}$	
		Thickness	ISO 10545-2	$N \geq 15, \pm 5\%, \pm 0.5 \text{ mm}$	
		Rectangularity	ISO 10545-2	$\pm 0.5\%, \pm 2 \text{ mm}$	
		Straightness of sides	ISO 10545-2	$\pm 0.5\%, \pm 1.5 \text{ mm}$	
		Surface flatness	ISO 10545-2	$\pm 0.5\%, \pm 2 \text{ mm}$	
	Water absorption		ISO 10545-3	$\leq 0.5\%$	$\leq 0.3\%$
	Breaking Strength (Newton)	Thickness $\geq 7.5 \text{ mm}$	ISO 10545-4	$S \geq 1300 \text{ N}$	$S \geq 1800 \text{ N}$
	Modulus of rupture (N/mm ²)			$R \geq 35 \text{ N / mm}^2$	$R \geq 40 \text{ N / mm}^2$
	Impact resistance by measurement of coefficient of restitution		ISO 10545-5	Test method available	
	Resistance to deep abrasion - Unglazed tiles		ISO 10545-6	$\leq 175 \text{ mm}^3$	
	Resistance to surface abrasion - intended for use on floors		ISO 10545-7	Reported abrasion class and cycles	
	Determination of linear thermal expansion		ISO 10545-8	Test method available	
	Resistance to thermal shock		ISO 10545-9		
	Moisture expansion, in mm/m'e		ISO 10545-10		
	Crazing resistance		ISO 10545-11		Required
	Frost resistance		ISO 10545-12		
	Resistance to low concentrations of acids and alkalis		ISO 10545-13	Manufacturer to state classification	
	Resistance to high concentrations of acids and alkalis			Test method available	
	Resistance to household chemicals and swimming pool salts			Min. Sınıf B	
	Resistance to stains		ISO 10545-14	Test method available	
	Lead and cadmium given off by tiles		ISO 10545-15	Test method available (mg/dm ²)	
	Surface hardness Mohs		EN 101		
	Skid resistance		DIN 51130 UNE-ENV 12633:2003		
	Color resistance to light		DIN 51094	Not any noticeable color change	

NOTES

Seranit recommends a joint of min. 3 mm for optimal installation results.












The test results refer only to first choice items and they do not regard the trimtiles.
The values are based on average production values.

Seranit granit seramik reserve the right to modify technical and formal details included in this catalog.

GROUP - 1		GROUP - 2		GROUP - 3		
MATT	POLISHED	MATT	LAPPATO	LAPPATO	FULL LAPPATO	POLISHED
± 0.4%, ± 1 mm	± 0.4%, ± 1 mm	± 0.4%, ± 1 mm	± 0.4%, ± 1 mm	± 0.4%, ± 1 mm	± 0.4%, ± 1 mm	± 0.4%, ± 1 mm
± 4%, ± 0.3 mm	± 4%, ± 0.3 mm	± 4%, ± 0.3 mm	± 4%, ± 0.3 mm	± 4%, ± 0.3 mm	± 4%, ± 0.3 mm	± 4%, ± 0.3 mm
± 0.4%, ± 1.5 mm	± 0.4%, ± 1.5 mm	± 0.4%, ± 1.5 mm	± 0.4%, ± 1.5 mm	± 0.4%, ± 1.5 mm	± 0.4%, ± 1.5 mm	± 0.4%, ± 1.5 mm
± 0.3%, ± 1.0 mm	± 0.3%, ± 1.0 mm	± 0.3%, ± 1.0 mm	± 0.3%, ± 1.0 mm	± 0.3%, ± 1.0 mm	± 0.3%, ± 1.0 mm	± 0.3%, ± 1.0 mm
0.3%, ± 1.5 mm	0.3%, ± 1.5 mm	0.3%, ± 1.5 mm	0.3%, ± 1.5 mm	0.3%, ± 1.5 mm	0.3%, ± 1.5 mm	0.3%, ± 1.5 mm
≤ 0.06%	≤ 0.06%	≤ 0.06%	≤ 0.06%	≤ 0.06%	≤ 0.06%	≤ 0.06%
> 2500	> 2500	> 2500	> 2500	> 2500	> 2500	> 2500
≥ 45	≥ 45	≥ 45	≥ 45	≥ 45	≥ 45	≥ 45
0.81	0.81	0.81	0.81	0.81	0.81	0.81
Average 131 mm ³	Average 131 mm ³	-	-	-	-	-
-	-	≥3	≥3	≥3	≥2	≥2
6.0 x 10 ⁻⁶ / °C	6.0 x 10 ⁻⁶ / °C	6.0 x 10 ⁻⁶ / °C	6.0 x 10 ⁻⁶ / °C	6.0 x 10 ⁻⁶ / °C	6.0 x 10 ⁻⁶ / °C	6.0 x 10 ⁻⁶ / °C
Resistant	Resistant	Resistant	Resistant	Resistant	Resistant	Resistant
0.1	0.1	0.1	0.1	0.1	0.1	0.1
Resistant	Resistant	Resistant	Resistant	Resistant	Resistant	Resistant
Resistant	Resistant	Resistant	Resistant	Resistant	Resistant	Resistant
LA	LA	LA	LA	LA	LA	LA
HA	HA	HA	HA	HA	Beyan edilen	HA
A	A	A	A	A	A	A
≥3	≥3	5	5	5	5	5
Pb <0.1 Cd<0.01	Pb <0.1 Cd<0.01	Pb <0.1 Cd<0.01	Pb <0.1 Cd<0.01	Pb <0.1 Cd<0.01	Pb <0.1 Cd<0.01	Pb <0.1 Cd<0.01
8	7	6	6	6	6	6
Please check the serie in the list for antislip rate						
Resistant	Resistant	Resistant	Resistant	Resistant	Resistant	Resistant

WALL TILE PRODUCT TECHNICAL CHARACTERISTICS

EN 14411 (ISO 13006) Annex L (normative) Dry-pressed ceramic tiles E>10 Group BIII, GL

SYMBOLS	NORMS	TECHNICAL CHARACTERISTICS	
	ISO 10545-2	<i>Dimensions and surface quality</i>	<i>Length and width</i>
			<i>Thickness</i>
			<i>Rectangularity</i>
			<i>Straightness of sides</i>
			<i>Surface flatness</i>
	ISO 10545-3	<i>Water absorption</i>	
	ISO 10545-4	<i>Breaking strength (Newton)</i>	<i>Thickness ≥ 7.5mm</i>
		<i>Modulus of rupture (N/mm²)</i>	
	ISO 10545-8	<i>Determination of linear thermal expansion</i>	
	ISO 10545-9	<i>Resistance to thermal shock</i>	
	ISO 10545-10	<i>Moisture expansion, in mm/m'e</i>	
	ISO 10545-11	<i>Crazing resistance</i>	
	ISO 10545-13	<i>Resistance to low concentrations of acids and alkalis</i>	
		<i>Resistance to high concentrations of acids and alkalis</i>	
		<i>Resistance to household chemicals and swimming pool salts</i>	
	ISO 10545-14	<i>Resistance to stains</i>	
	ISO 10545-15	<i>Lead and cadmium given off by tiles</i>	
	DIN 51094	<i>Color resistance to light</i>	
	EN 12004:2007+A1:2012, 4.1 EN 12004:2007+A1:2012, 4.2 EN 12004:2007+A1:2012, 4.3 EN 1015:12'	<i>Bond strength/adhesion</i> A) Cementitious adhesives B) Dispersion adhesives C) Reaction resin adhesives D) Mortar	
		<i>Radioactivity</i>	
	(Class A1 or A1 _{FL}) ^m	<i>Reaction to fire</i>	

	REQUIRED VALUES	SERANIT DECLARED VALUES <i>Average values of production</i>
	$N \geq 15 \text{ cm. } \pm 0,5\% \pm 2,0 \text{ mm}$	$\% 0,4, \pm 0,5 \text{ mm}$
	$N \geq 15 \text{ cm. } \pm 10\% \pm 0,5 \text{ mm}$	$\%5, \pm 0,3 \text{ mm}$
	$\pm 0.5\% , \pm 2 \text{ mm}$	$\% 0.3, \pm 1,2 \text{ mm}$
	$\pm 0.5\% , \pm 1,5 \text{ mm}$	$\% 0.4, \pm 1,2 \text{ mm}$
	Centre curvature: $+\%0,5, -\%0,3 +2 \text{ mm} -1,5 \text{ mm}$ Edge curvature: $\%0,5, -\%0,3 +2 \text{ mm}, -1,5 \text{ mm}$ Warpage: $\pm\%0,5 \pm 2,0 \text{ mm}$	Centre curvature: $+\%0,5, -\%0,3 +1,5 \text{ mm} -1,2 \text{ mm}$ Edge curvature: $\%0,5, -\%0,3 +1,5 \text{ mm}, -1,2 \text{ mm}$ Warpage: $\pm\%0,5 \pm 1,5 \text{ mm}$
	<i>A minimum of 95% of the tiles shall be free from visible defects that would impair the appearance of a major area of tiles</i>	<i>A minimum of 95% of the tiles shall be free from visible defects that would impair the appearance of a major area of tiles</i>
	$E > 10\%$	ort./ave. $\%17$
	$S \geq 600 \text{ N}$	$>1100\text{N}$
	$R \geq 12 \text{ N} / \text{mm}^2$	ort./ave. 21Nmm^2
	<i>Manufacturer to state classification</i>	$5,51 \times 10^{-6} \text{ } / ^\circ\text{c}$
	<i>Required</i>	<i>Resistant</i>
	<i>Manufacturer to state classification</i>	$0,3 \text{ mm/m}$
	<i>Required</i>	<i>Resistant</i>
	<i>Manufacturer to state classification</i>	LA
	<i>Manufacturer to state classification</i>	HA
	<i>Min. B</i>	A
	<i>Min. Class 3</i>	5
	<i>Manufacturer to state classification (mg/dm²)</i>	Pb $<0,1$ Cd $<0,01$
	<i>Not any noticable color change</i>	<i>Resistant</i>
	<i>Declared value</i>	A) $\geq 0,5 \text{ N/mm}^2$ B) $\geq 1 \text{ N/mm}^2$ C) $\geq 2 \text{ N/mm}^2$ D) <i>Efficiency not ascertained</i>
		$\leq 1,0^{+0,1}$
	A1FL veya/or A1	A1

FLOOR TILE PRODUCT TECHNICAL CHARACTERISTICS

EN 14411 (ISO 13006) Annex H (normative) Dry-pressed ceramic tiles with low water absorption $0,5\% < E \leq 3$ Group BIb GL

SYMBOLS	NORMS	TECHNICAL CHARACTERISTICS	
	ISO 10545-2	Dimensions and surface quality	Length and width
			Thickness
			Rectangularity
			Straightness of sides
			Surface flatness
			Surface quality
	ISO 10545-3	Water absorption	
	ISO 10545-4	Breaking strength (Newton)	Thickness ≥ 7.5 mm
		Modulus of rupture (N/mm ²)	
	ISO 10545-5	Impact resistance by measurement of coefficient of restitution	
	ISO 10545-7	Resistance to surface abrasion - intended for use on floors	
	ISO 10545-8	Determination of linear thermal expansion	
	ISO 10545-9	Resistance to thermal shock	
	ISO 10545-10	Moisture expansion, in mm/m'e	
	ISO 10545-11	Crazing resistance	
	ISO 10545-12	Frost resistance	
	ISO 10545-13	Resistance to low concentrations of acids and alkalis	
		Resistance to high concentrations of acids and alkalis	
		Resistance to household chemicals and swimming pool salts	
	ISO 10545-14	Resistance to stains	
	ISO 10545-15	Lead and cadmium given off by tiles	
	ISO 10545-16	Small color differences	
	EN 101	Surface hardness Mohs	
	CEN/TS 16165 DIN 51130	Skid resistance	
	DIN 51094	Color resistance to light	
	EN 12004:2007+A1:2012, 4.1 EN 12004:2007+A1:2012, 4.2 EN 12004:2007+A1:2012, 4.3 EN 1015:12'	Bond strength/adhesion A) Cementitious adhesives B) Dispersion adhesives C) Reaction resin adhesives D) Mortar	
		Radioactivity	
	(Class A1 or A1 _{FL}) ⁿ	Reaction to fire	

* Resistance to surface abrasion product to product ranges.
** Products are made in the desired surface hardness.

REQUIRED VALUES	SERANIT DECLARED VALUES <i>Average values of production</i>
N ≥ 15 cm ±0,6, ±2 mm	±0,5%, ±0,5 mm
N ≥ 15, ±5%, ±0.5%	±4%, ±0,3 mm
±0.5%, ±2 mm	±0,4%, ±1,2 mm
±0.5%, ±1,5 mm	±0,3%, ±1,0 mm
±0.5%, ±2 mm	Centre curvature: 0,3%, ±1,5 mm Edge curvature: 0,3%, ±1,5 mm Warpage: 0,3%, ±1,5 mm
<i>A minimum of 95% of the tiles shall be free from visible defects that would impair the appearance of a major area of tiles</i>	<i>A minimum of 95% of the tiles shall be free from visible defects that would impair the appearance of a major area of tiles</i>
0.5% < E ≤ 3% individual max. %3,3	ort./ave. E ≤ 2,80% individual max. %3,0
S ≥ 1100 N	S ≥ 1800 N
R ≥ 30 N / mm ²	R > 35 N / mm ²
<i>Test method available</i>	<i>Affirmative</i>
<i>Reported abrasion class and cycles</i>	ort. 3, devir 600
<i>Test method available</i>	6.05 x 10 ⁻⁶ / °C
<i>Test method available</i>	<i>Resistant</i>
<i>Test method available</i>	0,1 mm/m
<i>Required</i>	<i>Resistant</i>
<i>Required</i>	<i>Resistant</i>
<i>Manufacturer to state classification</i>	LA
<i>Test method available</i>	HA
<i>Min. B</i>	A
<i>Test method available</i>	5
<i>Test method available (mg/dm²)</i>	Pb < 0,1 Cd < 0,01
<i>Glazed: ΔE < 0,75</i>	ΔE < 0,75
<i>Test method available</i>	min. 6 **
<i>Test method available</i>	--
<i>Not any noticable color change</i>	<i>Resistant</i>
<i>Declared value</i>	A) ≥ 0,5 N/mm ² B) ≥ 1 N/mm ² C) ≥ 2 N/mm ² D) <i>Efficiency not ascertained</i>
or A1	≤ 1,0 ^{+0,1} A1FL

GLAZED PORCELAIN TILE PRODUCT TECHNICAL CHARACTERISTICS

EN 14411 (ISO 13006) Annex G (normative) Dry-pressed ceramic tiles with low water absorption $E \leq 0,5\%$ Group BIa GL

SYMBOLS	NORMS	TECHNICAL CHARACTERISTICS	
	ISO 10545-2	Dimensions and surface quality	Length and width
			Thickness
			Rectangularity
			Straightness of sides
			Surface flatness
			Surface quality
	ISO 10545-3	Water absorption	
	ISO 10545-4	Breaking strength (Newton)	Thickness $\geq 7.5\text{mm}$
		Modulus of rupture (N/mm ²)	
	ISO 10545-5	Impact resistance by measurement of coefficient of restitution	
	ISO 10545-7	Resistance to surface abrasion - intended for use on floors	
	ISO 10545-8	Determination of linear thermal expansion	
	ISO 10545-9	Resistance to thermal shock	
	ISO 10545-10	Moisture expansion, in mm/m'e	
	ISO 10545-11	Crazing resistance	
	ISO 10545-12	Frost resistance	
	ISO 10545-13	Resistance to low concentrations of acids and alkalis	
		Resistance to high concentrations of acids and alkalis	
		Resistance to household chemicals and swimming pool salts	
	ISO 10545-14	Resistance to stains	
	ISO 10545-15	Lead and cadmium given off by tiles	
	ISO 10545-16	Small color differences	
	EN 101	Surface hardness Mohs	
	CEN/TS 16165 DIN 51130	Skid resistance	
	DIN 51094	Color resistance to light	
	EN 12004:2007+A1:2012, 4.1 EN 12004:2007+A1:2012, 4.2 EN 12004:2007+A1:2012, 4.3 EN 1015:12'	Bond strength/adhesion A) Cementitious adhesives B) Dispersion adhesives C) Reaction resin adhesives D) Mortar	
		Radioactivity	
	(Class A1 or A1 _{FL}) ^m	Reaction to fire	

* Resistance to surface abrasion product to product ranges.
 **Products are made in the desired surface hardness.
 ***Skid resistance product to product ranges. ort. R9/avr. R9

REQUIRED VALUES	SERANIT DECLARED VALUES <i>Average values of production</i>
N ≥ 15 cm ±0,6, ±2 mm	±0,5%, ±0,5 mm
N ≥ 15, ±5%, ±0.5%	±4%, ±0,3 mm
±0.5%, ±2 mm	±0,4%, ±1,2 mm
±0.5%, ±1,5 mm	±0,3%, ±1,0 mm
±0.5%, ±2 mm	Centre curvature: 0,3% ±1,5 mm Edge curvature: 0,3%, ±1,5 mm Warpage: 0,3%, ±1,5 mm
<i>A minimum of 95% of the tiles shall be free from visible defects that would impair the appearance of a major area of tiles</i>	<i>A minimum of 95% of the tiles shall be free from visible defects that would impair the appearance of a major area of tiles</i>
E ≤ 0.5%, individual max.%0.6	ort./ave.E ≤ 0,40 %, (individual max.) %0.5
S ≥ 1300 N	S ≥ 2200
R ≥ 35 N / mm ²	R ≥ 40
<i>Manufacturer to state classification</i>	0,81
<i>Reported abrasion class and cycles</i>	ort. 3, devir 600
<i>Manufacturer to state classification</i>	7,58 x 10 ⁻⁶ / °C
<i>Required</i>	<i>Resistant</i>
<i>Manufacturer to state classification</i>	0,1
<i>Required</i>	<i>Resistant</i>
<i>Required</i>	<i>Resistant</i>
<i>Manufacturer to state classification</i>	LA
<i>Test method available</i>	HA
Min.B	A
Min. 3	5
<i>Manufacturer to state classification (mg/dm²)</i>	Pb <0,1 Cd<0,01
Glazed: ΔE < 0,75	ΔE < 0,75
<i>Test method available</i>	ave. 6 **
<i>Test method available</i>	***
<i>Not any noticable color change</i>	<i>Resistant</i>
<i>Declared value</i>	A) ≥ 0,5 N/mm ² B) ≥ 1 N/mm ² C) ≥ 2 N/mm ² D) <i>Efficiency not ascertained</i>
A1FL or A1	≤ 1,0 ^{+0,1} A1FL

Environmental Product Declaration, EPD

The Seranit Group holds EPD certificates for all its ceramic product groups, including porcelain tiles, wall tiles and floor tiles. In the process of the EPD certification, the Seranit Group reviews and transparently declares all environmental impacts from the processing of raw materials in its production and applications. With EPD certified ceramic products, the Seranit Group enables its customers to receive high scores during the certification process of their green building projects. Thanks to its EPD certificates, the Seranit Group offers implementers and investors the most accurate environmental information accessible on the respective building materials through scalable and comparable results.

Life Cycle Assessment, LCA


The Seranit Group, which completed LCA and EPD certification processes in order to get additional points for its building products at LEED, aims to bring advantages to its customers during certification procedures. In addition to presenting its customers with benefits in the world’s rapidly developing green building markets, the Seranit Group also aims to comply with the laws of the European Union and the requirements of the export market. The Seranit Group has also prepared the infrastructure for eco-design and eco-innovation opportunities through its LCA approach.

Climate Declarations

The Seranit Group carried out a comprehensive carbon footprint project in order to increase awareness in regards to the greenhouse gas emissions of all its products and operations, and to meet its responsibilities in global warming and environmental issues through strategic precautions.

ECO Platform

The Seranit Group enables the use of EPD certificates and declarations both in Europe and at the international level with its ECO Platform membership.





Environmental Management System Certificate



Environmental Management System Certificate



ISO 9001 Certificate



Occupational Health And Safety Management System Certificate



ISO 9001 Quality Management System Certificate



Occupational Health And Safety Management System Certificate



Environmental Product Declaration, EPD



TS EN 14411 Certificate of Conformity to Turkish Standards



Russia - Gost Certificate



Russia - Hygiene Certificate



Ukraine - Sepro Certificate



Ukraine - Sepro Certificate For Facade



France - CSTB NF UPEC



Poland Hygiene Certificate



Poland Radiation Certificate

seranit

HEAD OFFICE

Paşalimanı Caddesi
Hüseyin Baykara Sok.No:1
Üsküdar, İstanbul

+90 212 340 74 00

BİLECİK STORE

Hürriyet 1. Organize
Sanayi Bölgesi Mahallesi,
Ata Bulvarı No: 16/1
Merkez, Bilecik

+90 228 214 01 00

İNÖNÜ STORE

İnönü Kütahya Yolu 4.Km
İnönü, Eskişehir

+90 222 591 36 34

+90 222 591 36 87

İSTANBUL BOSTANCI STORE

E5 Karayolu Bostancı Kavşağı,
İçerenköy Mah. Kartal Sok.
No: 3 Bostancı, İstanbul

+90 216 577 74 53

+90 216 577 74 54

İSTANBUL MASLAK STORE

Maslak Mahallesi, Atatürk
Oto Sanayi 53. Sokak No:3/A
Sarıyer, İstanbul

+90 212 340 74 00

ADANA STORE

Kurtuluş Mahallesi, Ziyapaşa
Bulvarı, Refah Ap. No: 23/1A
Seyhan, Adana

+90 212 340 74 00

İZMİR STORE

Soğukkuyu mh.1595 Sk.
No :27/A Bayraklı, İzmir

+90 (232) 457 50 00

SERANIT USA LLC

11417 IL-19 Franklin Park IL60131
+1 312 826 0544

SERANIT FRANCE

Seranit Granit Seramik Sanayi AS
23 Rue Du Roule 75001 Paris 1

SERANIT DEUTSCHLAND

Hanauer Landstr. 360,
D-60386 Frankfurt am Main

info@seranit.com.tr export@seranit.com.tr

seranit.com.tr | seranitceramics